

**JMS AG**  
 Jet Maintenance & Service  
 Rainer-Haungs-Strasse 42  
 77933 Lahr/Germany  
 Phone +49 (7821) 9 94 69 – 0  
 Fax +49 (7821) 9 94 69 – 100



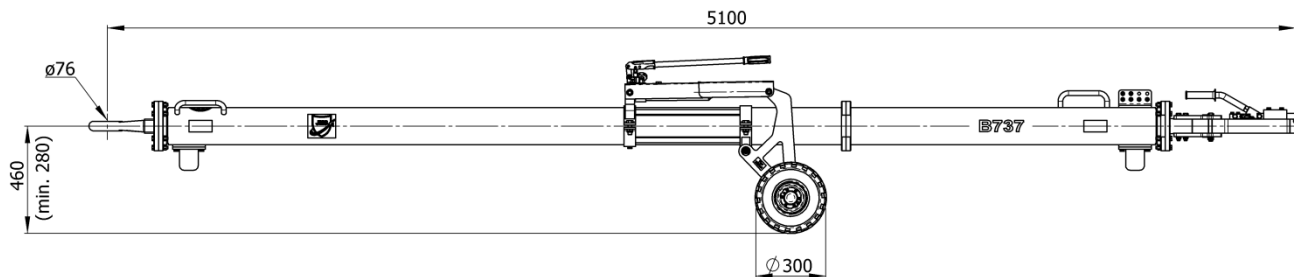
Internet: <http://www.jms.aero/>  
 eMail: <mailto:sales@jms.aero>

HRB 705130 Amtsgericht Freiburg i.Br.  
 VAT Reg No/UST.-IdNr.: DE270217003

Doc. No. TDS J-TOW737-CS\_R01.docx

**Datasheet:**

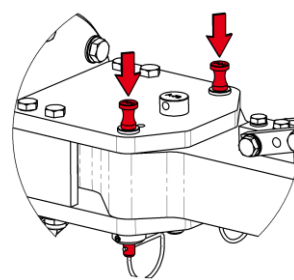
**p/n: J-TOW737-CS**



One pair of shear pins for operating B737 -300 to -900 at different shear protection values!

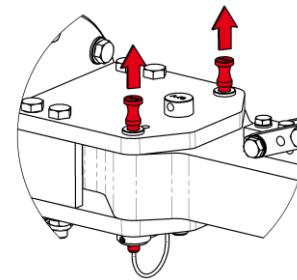
Fast and easy convertible by locking shear pins in up or down position. No tools required!

Shear pins in DOWN Position



**Configuration  
B737-300 to -700**

Shear pins in UP Position



**Configuration  
B737-800 /-900**

**Standard features:**

- Push/Pull and torque shear pins, replaceable without using tools.
- FOD-Protection device:  
No shear pin debris will be lost in case of shear pin fracture!
- 4 spare shear pins included
- Retaining pin
- Air-inflated tires
- Hydraulically height adjustable undercarriage
- Split steel tube
- Skydrol resistant paint
- Standard colors: yellow RAL 1007 (tube), black RAL 9004 (undercarriage)

**Options (at extra charges):**

- Puncture-proof tires
- Floating axle
- Revolving tow head ± 10°
- Revolving tow eye
- Revolving tow eye with shock absorber
- Customized color for towbar tube i.a.w. RAL coding scheme

**Aircraft application:**

- B737 - 100 to -200 \*
- B737 - 300 to -700
- B737 - 800/ -900

\*Models B737-100 / -200 are per standard equipped with "Lock pin" tow-fitting → see TDS J-TOW737-L  
 Optionally these a/c models may be equipped with a "cross bolt" tow-fittings (in this case this datasheet applies)

**Net weight:**

- 225 kg / 496 lbs

**Documentation:**

- Technical manual incl. illustrated spare parts list
- COC Certificate of Conformity
- CE Declaration of Conformity (if applicable)

**Shipping information incl. packing:**

Approx. Weight	Approx. shipping Dims l x w x h	Approx. Volume
[kg]	[mm]	[m <sup>3</sup> ]
<b>295</b>	<b>3250 x 1000 x 700</b>	<b>2,27</b>
[lbs]	[inch]	[ft <sup>3</sup> ]
<b>650</b>	<b>128 x 39 x 27</b>	<b>80.1</b>

**Shear pins:**

- 20-00190-0020-022 "AN" Push/Pull and Torque
- 00.38910.0007 "A-FB" Retaining pin